

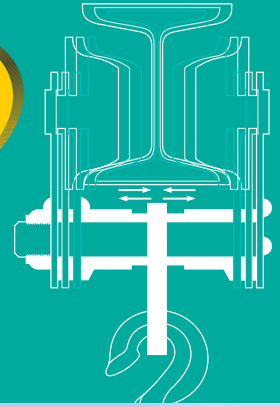
VITAL® Safety Trolley

**Strong, safe lateral load transportation!
Freely adjusts to a wide-range
of rail widths!**

A-Type

- Can be adjusted to 9 types of rail widths.
- Extremely easy work-site installation.
- Uses high-quality sealed ball bearings.
- Compatible with I-beam and H-beam rails.
- Easily travels over minor rail surface irregularities.


**Compatible
with 9 types of
rail widths!**



Patented Design




AP Plain Trolley



AG Geared Trolley



APD Plain Trolley (Drop Stop)



AGD Geared Trolley (Drop Stop)

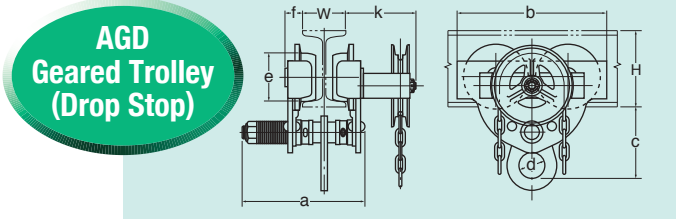
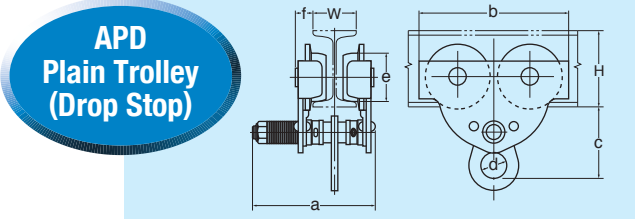
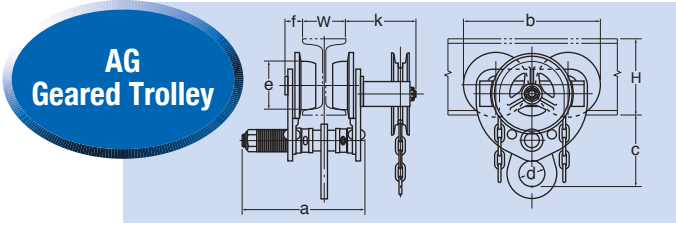
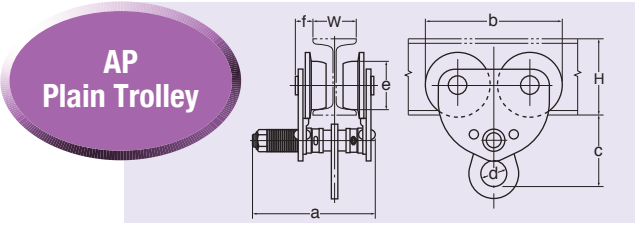
VITAL brand is registered worldwide.

ISO 9001 Certificate No.JQA-QM4488



VITAL CHAIN BLOCK MFG.CO.,LTD.

Great for laterally transporting freight!



Type	Load Cap. (t)	Compatible Rail Size (mm)				Dimensions (mm)								min. Rotation Radius (mm)	N/W (kg)	Model Number
		Width (W)		Height (H)		a	b	c	d ϕ	e ϕ	f	k				
		min.	max.	min.	max.											
Plain Trolley																
AP	$\frac{1}{2}$	75	125	100	150	207	174	120	45	55	28.5	—	900	6.0	AP-05	
	1	75	125	125	250	207	230	120	45	80	28.5	—	1300	10.0	AP-10	
	2	100	150	150	400	241	271	155	60	100	33	—	1500	18.5	AP-20	
	3	100	150	180	400	252	311	185	70	113	40.5	—	2000	26.0	AP-30	
	5	125	175	250	450	284	351	220	80	125	42.5	—	2600	44.0	AP-50	
	10	150	175	250	450	284	721	165	63	125	42.5	—	—	96.0	AP-90	
APD	$\frac{1}{2}$	75	125	100	150	207	196	120	45	55	28.5	—	900	7.0	APD-05	
	1	75	125	125	250	207	253.5	120	45	80	28.5	—	1300	10.8	APD-10	
	2	100	150	150	400	241	300	155	60	100	33	—	1500	19.5	APD-20	
	3	100	150	180	400	252	349	185	70	113	40.5	—	2000	23.6	APD-30	
	5	125	175	250	450	284	395	220	80	125	42.5	—	2600	48	APD-50	
	10	150	175	250	450	284	765	165	63	125	42.5	—	—	100	APD-90	
Geared Trolley																
AG	1	75	125	125	250	207	230	120	45	80	28.5	108	1300	14.0	AG-10	
	2	100	150	150	400	241	271	155	60	100	33	109.5	1500	23.5	AG-20	
	3	100	150	180	400	252	311	185	70	113	40.5	113	2000	33.5	AG-30	
	5	125	175	250	450	284	351	220	80	125	42.5	113	2600	53.5	AG-50	
	10	150	175	250	450	284	721	165	63	125	42.5	113	—	101.0	AG-90	
AGD	1	75	125	125	250	207	253.5	120	45	80	28.5	108	1300	15.0	AGD-10	
	2	100	150	150	400	241	300	155	60	100	33	109.5	1500	25.0	AGD-20	
	3	100	150	180	400	252	349	185	70	113	40.5	113	2000	35.9	AGD-30	
	5	125	175	250	450	284	395	220	80	125	42.5	113	2600	57.6	AGD-50	
	10	150	175	250	450	284	765	165	63	125	42.5	113	—	105.0	AGD-90	

Adjusting the Trolley for the Rail Size

Load Capacity (t)	Washer Combination Category Corresponding to Rail Width (W) (mm) (See drawings below.)									
	(min.)	A	B	C	D	E	F	G	H	(max.) I
$\frac{1}{2}$	75	81.3	87.5	93.8	100	106.3	112.5	118.8	125	125
1	75	81.3	87.5	93.8	100	106.3	112.5	118.8	125	125
2	100	106.3	112.5	118.8	125	131.3	137.5	143.8	150	150
3	100	106.3	112.5	118.8	125	131.3	137.5	143.8	150	150
5	125	131.3	137.5	143.8	150	156.3	162.5	168.8	175	175
10	150	156.3	162.5	168.8	—	—	—	—	175	175

Measure the rail width. Locate the rail width in the row corresponding to the trolley size to find the washer combination category (A to I) for that trolley size. Then refer to the illustration corresponding to the washer combination category for the number of washers and washer placement needed to adjust the trolley size. (See the separate table for 10-ton trolleys.)

	i	ii	iii
A	8	0	0
B	6	1	1
C	4	2	2
D	2	3	3
I	0	4	4

※Improvements and modifications may be made to this product without notification.

Sales Agent

Vital makes long-lasting products that provide minimum per-use cost.



Established 1933
VITAL CHAIN BLOCK MFG.CO.,LTD.